

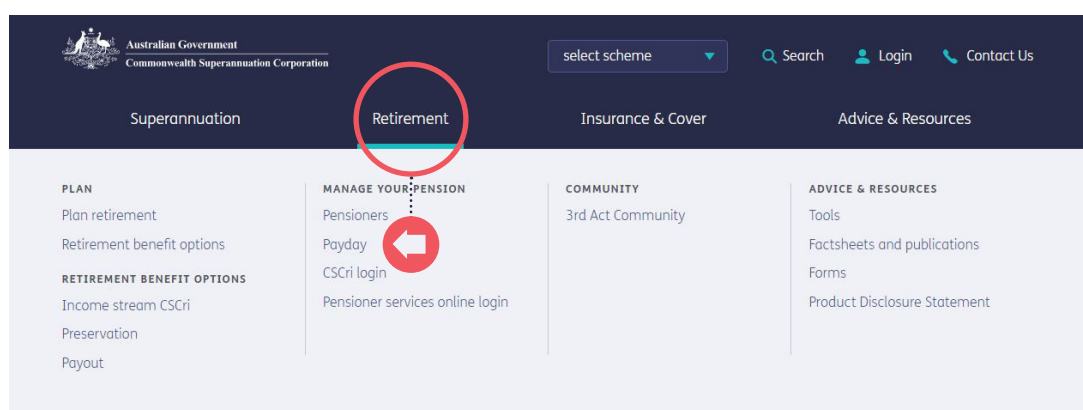
Welcome to the new CSC website!

We are making things easier to find, and simpler to understand. Things look different, but there have been no changes to your scheme.

Some things may not be quite where you expected, but don't worry, we are here to guide you through everything.

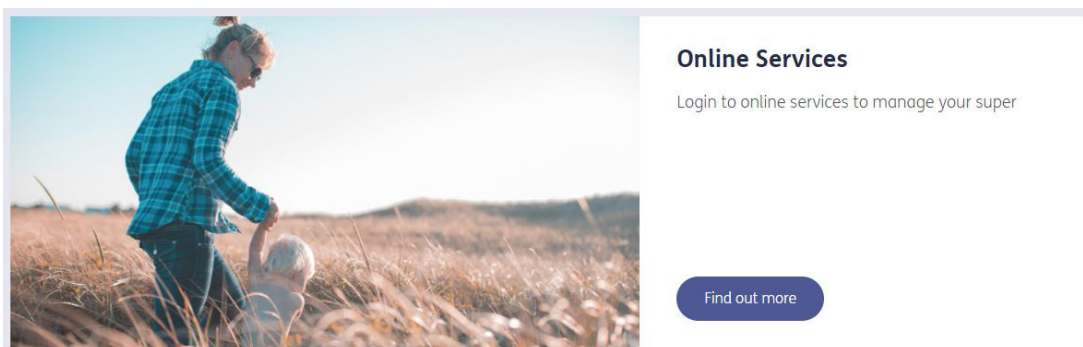
Getting started

When you first arrive, you can select the 'retirement' menu and click on 'pensioners' to go straight to all of our pensioner resources.

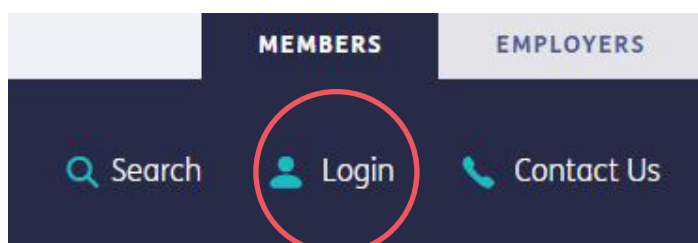


Login to pensioner services online

There is an option to login to online services on the pensioners page



And you can also login to pensioner services online from the top right hand side of the page, just like before:



Login to pensioner services online

Login using your pension reference/member number and password, or, if you haven't used online services before, you can use this page to register.

The screenshot shows the 'Login to pensioner services online' page. It features a header with the title and a sub-header: 'It's never been this easy to access information about your super fund'. Below this are two buttons: a dark blue 'Login' button and a light blue 'Forgotten Your Password' link. To the right, there is a dark blue box titled 'First time user?' with the text 'Register here in a few minutes and gain instant access' and a white 'Register now' button.

Where to get the latest news

To keep up-to-date with the latest news from CSC in your pension update newsletter, click on 'Advice & Resources'

The screenshot shows the top navigation bar of the CSC website. The menu items are 'Superannuation', 'Retirement', 'Insurance & Cover', and 'Advice & Resources'. The 'Advice & Resources' item is circled in red. Below the navigation bar, there are two columns: 'ADVICE' with links for 'Financial planning' and 'Webinars and seminars', and 'RESOURCES' with links for 'Forms', 'Product Disclosure Statement', 'Tools', and 'Factsheets and publications'. A red arrow points from the 'Factsheets and publications' link back to the 'Advice & Resources' menu item.

Then click on 'Factsheets and publications'

The screenshot shows a section with two tabs: 'Factsheets' and 'Publications'. The 'Publications' tab is highlighted with a dark blue border.

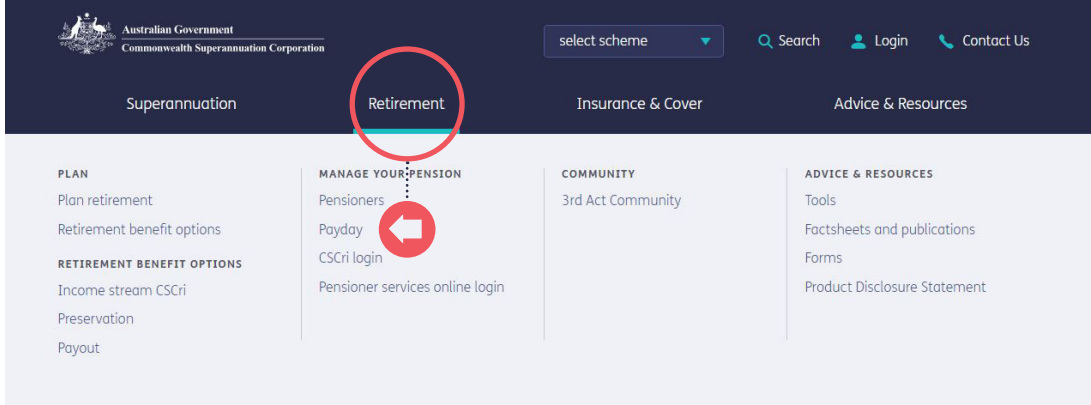
And scroll down until you get to 'Newsletters'

The screenshot shows the 'NEWSLETTERS' section. It features a card for the 'Pension Update newsletter'. The card includes a PDF icon, the title 'Pension Update newsletter', the subtitle 'CSC's quarterly newsletter for Pensioners - June 2018', and the file size 'PDF, 677KB'. A 'Download' button with a download icon is located to the right of the card.



Payday Calendar

You can find the payday calendar by holding the mouse over the 'retirement' menu, and clicking 'payday' under the 'manage your pension' heading.



Can't find something?

Our website has been designed with our members in mind, and we want to make sure that all of our members are able to find what they need online. If you can't find what you need, please let us know by emailing the CSC webmaster at

customercommunications@csc.gov.au.