



Updates to the ADF Super Product Disclosure Statement, Sixth Edition (PDS), the ADF Super Investment options and risk booklet, and the Your ADF Super fees and costs booklet

Issued 1 December 2021



Update to ADF Super example of annual fees and costs, target asset allocations, investment objectives and Cash risk profile & asset class description changes

About this update

This is a product disclosure statement update to the **ADF Super Product Disclosure Statement, Sixth Edition (PDS)**, the **ADF Super Investment options and risk booklet** and the **Your ADF Super fees and costs booklet**, all of which were issued on **24 September 2021**.

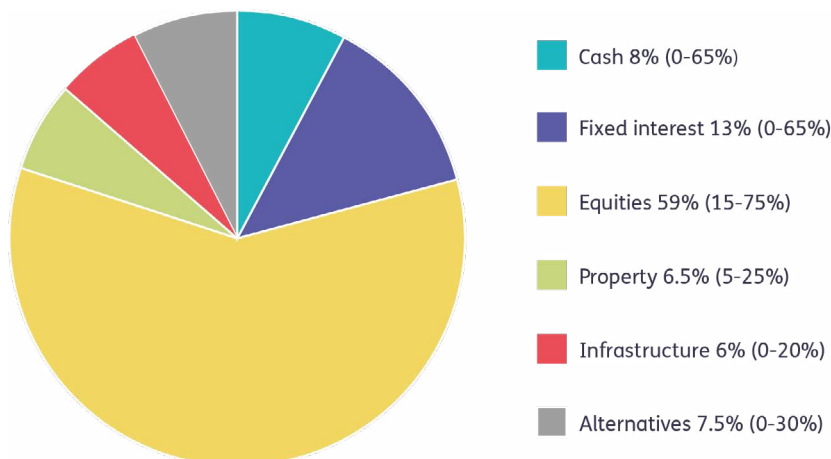
The target asset allocations, investment objectives and Cash risk profile & asset class description have been updated to reflect enhancements to CSC's investment strategy, effective from 1 October 2021.

This update was issued by CSC on 1 December 2021. If you would like us to send you a copy of this document or any additional information referred to, or if you have any questions about this document or PSSap in general, call us on **1300 203 439** or contact us using the details located at the back of this publication.

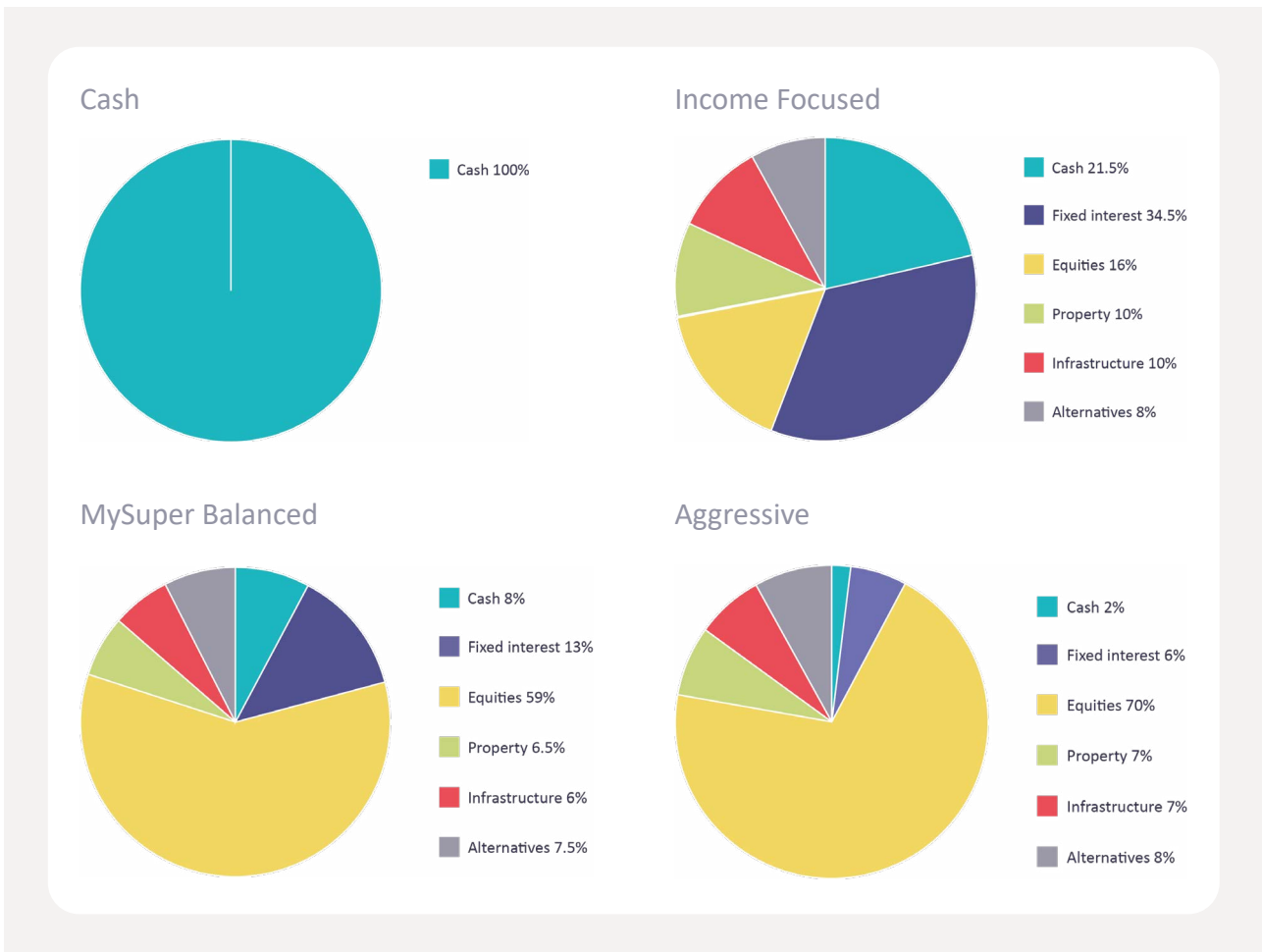
01

Changes to target asset allocations in the ADF Super PDS

Effective from 1 October 2021, changes have been made to the MySuper Balanced target asset allocations on page 4 of the ADF Super [PDS](#). The Target asset allocation pie chart and associated target asset allocation numbers are updated, per the below target asset allocation diagram.

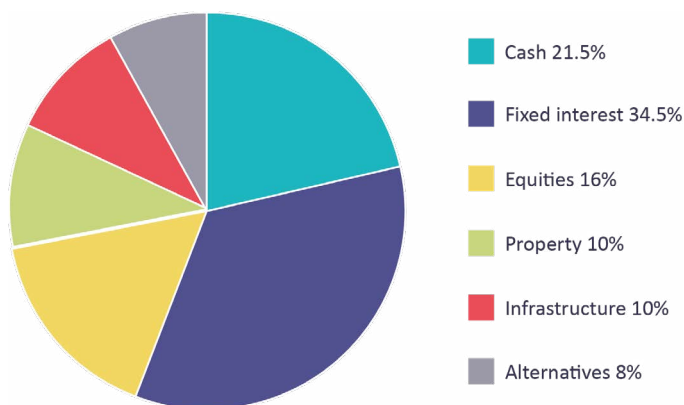


The diagram below shows you how the mix of our asset classes in different percentages made up ADF Super's four investment options in the 2021-2022 financial year. This is known as the target asset allocation.



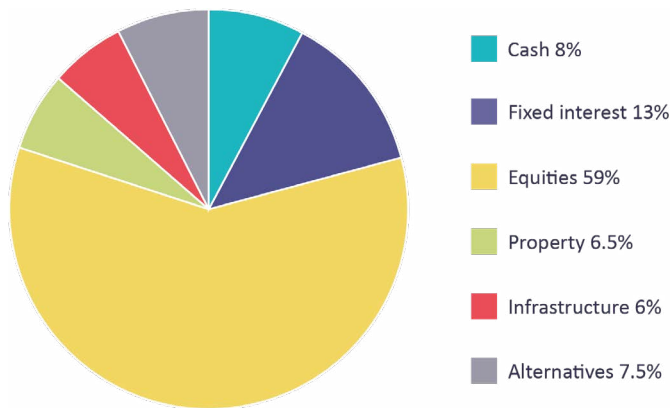
Effective from 1 October 2021, changes have been made to the ADF Super target asset allocations on pages 16-17 of the ADF Super Investment options and risk booklet. The Target asset allocation pie chart and associated target asset allocation numbers are updated, for each of ADF Super Income Focused, ADF Super MySuper Balanced and ADF Super Aggressive, per the below target asset allocation diagrams.

Income Focused



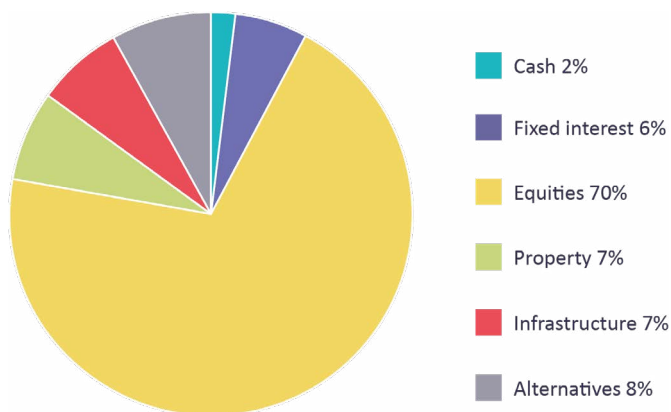
The Income Focused option invests in the ADF Super asset classes shown in the diagram above. The diagram shows the investment allocation percentage by class for the 2021-22 financial year.

MySuper Balanced



The MySuper Balanced option invests in the ADF Super asset classes shown in the diagram above. The diagram shows the investment allocation percentage by class for the 2021-2022 financial year.

Aggressive



The Aggressive option invests in the ADF Super asset classes shown in the diagram above. The diagram shows the investment allocation percentage by class for the 2021-22 financial year.

Change to the ADF Super Cash investment option risk profile

Effective from 1 October 2021, changes have been made to the ADF Super Cash Investment Option risk profile description on page 16 of the [ADF Super Investment options and risk booklet](#). The text in the Cash investment option “The risk profile” section is changed to:

The risk profile—low-to-medium

If you prefer less risk, this investment option may suit you. And if you choose this option, we suggest you hold onto it for a minimum of one year, and more if you can. This is called the minimum investment time frame.

The Cash option has a low-to-medium risk rating (Band 3), and we estimate that your investment may lose value (have a negative return) in one to two years over any one 20-year period. Please note that with the official Reserve Bank of Australia [cash rate](#) at historically low levels, i.e. near zero, the probability of annual loss for the Cash option is higher than historically, however the expected loss amount (when there is a loss) is much lower for the Cash option than it is for other options.

Changes to the ADF Super Income Focused and Aggressive investment objectives

Effective from 1 October 2021, changes have been made to the ADF Super Income Focused and Aggressive investment options, investment objective on pages 16 and 17 of the [ADF Super Investment options and risk booklet](#).

Income Focused investment option

The “Its objective” description for the Income Focused investment option is changed to: To outperform the Consumer Price Index (CPI) by 1.5% per year after fees and tax, over 10 years.

Aggressive investment option

The “Its objective” description for the Aggressive investment option is changed to:

To outperform the Consumer Price Index (CPI) by 4% per year after fees and tax, over 10 years.

Change to the “Cash” Asset Class description

Effective 1 October 2021, changes have been made to the “Cash” Asset Class description on page 12 of the ADF Super Investment options and risk booklet. The “Cash” Asset Class description is changed to:

Cash Investing in the short-term money market

Cash investments are made up of:

- deposits with banks
- short-term money market securities issued or guaranteed by a government, bank or corporate entity and money market funds invest in the above securities
 - All short-term securities must have a minimum credit rating of A1 (or its floating rate equivalent) by Standard & Poor’s (S&P) or the equivalent from Moody’s or Fitch (if there’s no S&P rating available). Unlike bank deposits, short-term money market securities can deliver negative returns on a particular day if there are large, unusual movements in interest rates.
- Australian unit trusts benchmarked against bank bill indices.

Changes to the ‘Example of annual fees and costs’ in the ADF Super PDS and the Your ADF Super fees and costs booklet

Effective from 1 December 2021, changes have been made to the ‘Example of annual fees and costs’ on page 6 of the ADF Super PDS as follows.

Example of annual fees and costs

This table gives an example of how the fees and costs for the MySuper Balanced option for this superannuation product can affect your superannuation investment over a 1 year period. You should use this table to compare this superannuation product with other superannuation products.

EXAMPLE—MySuper Balanced	BALANCE OF \$50,000	
Administration fees and costs	\$84	You'll be charged \$84 in administration fees and cost every year, regardless of your balance. For every \$50,000 you have in the superannuation product, you'll also be charged or have deducted from your investment the following fees and costs.
PLUS Investment fees and costs	0.84%	And , you will be charged or have deducted from your investment \$420 in investment fees and costs.
PLUS Transaction costs	0.09%	And , you will be charged or have deducted from your investment \$45 in transaction costs.
EQUALS Cost of product		If your balance was \$50,000 at the beginning of the year, then for that year you will be charged fees and costs of \$549 for the superannuation product.

Additional fees may apply. This example is illustrative only.

Effective from 1 December 2021, changes have been made to the 'Example of annual fees and costs for a superannuation product' on page 7 of the ADF Super Your ADF Super fees and costs booklet as follows.


Example of annual fees and costs for a superannuation product

This table gives an example of how the ongoing annual fees and costs for the MySuper Balanced option for this superannuation product can affect your superannuation investment over a 1 year period. You should use this table to compare this superannuation product with other superannuation products.

EXAMPLE—MySuper Balanced	BALANCE OF \$50,000	
Administration fees and costs	\$84	You'll be charged \$84 in administration fees and cost every year, regardless of your balance. For every \$50,000 you have in the superannuation product, you'll also be charged or have deducted from your investment the following fees and costs.
PLUS Investment fees and costs	0.84%	And , you will be charged or have deducted from your investment \$420 in investment fees and costs.
PLUS Transaction costs	0.09%	And , you will be charged or have deducted from your investment \$45 in transaction costs.
EQUALS Cost of product		If your balance was \$50,000 at the beginning of the year, then for that year you will be charged fees and costs of \$549 for the superannuation product.

Additional fees may apply. This example is illustrative only.

 Email
members@adfsuper.gov.au

 Phone
1300 203 439

 Financial Advice
1300 277 777

 Post
ADF Super
Locked Bag 9400
Wollongong DC
NSW 2500

 Web
csc.gov.au

 Overseas Callers
+61 2 4209 5401

 Fax
1300 204 314